

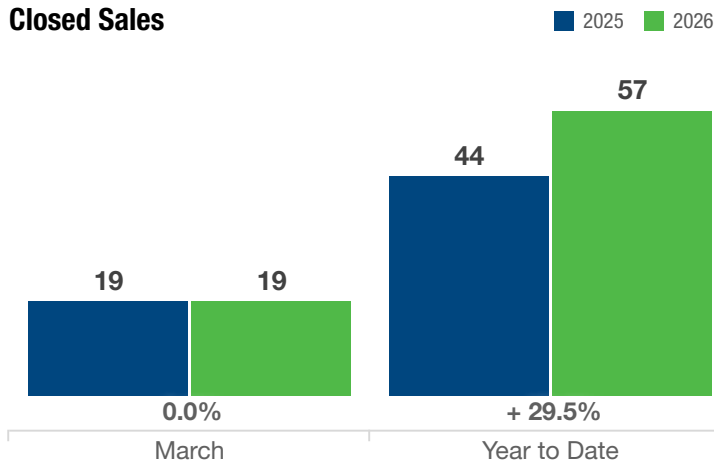
Northwest Missouri Chapter

Includes Atchison, Holt, and Nodaway counties in the State of Missouri

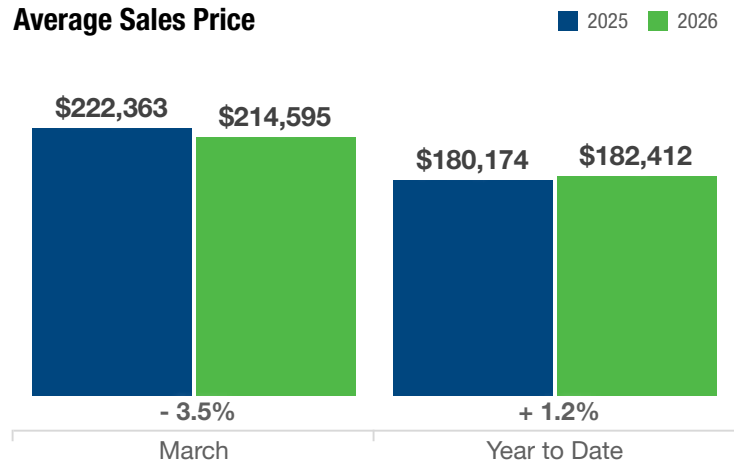
Key Metrics	March			Year to Date		
	2025	2026	% Change	Thru 3-2025	Thru 3-2026	% Change
Closed Sales	19	19	0.0%	44	57	+ 29.5%
Average Sales Price*	\$222,363	\$214,595	- 3.5%	\$180,174	\$182,412	+ 1.2%
Median Sales Price*	\$210,500	\$162,500	- 22.8%	\$170,000	\$150,000	- 11.8%
Days on Market Until Sale	77	87	+ 13.0%	74	85	+ 14.9%
Percentage of Original List Price Received	94.1%	95.3%	+ 1.3%	90.0%	91.7%	+ 1.9%
Pending Sales	16	40	+ 150.0%	49	73	+ 49.0%
Inventory	79	84	+ 6.3%	—	—	—
Supply	4.1	3.8	- 7.3%	—	—	—

* Does not account for sale concessions and/or downpayment assistance. | Percent changes are calculated using rounded figures and can sometimes look extreme due to small sample size.

Closed Sales

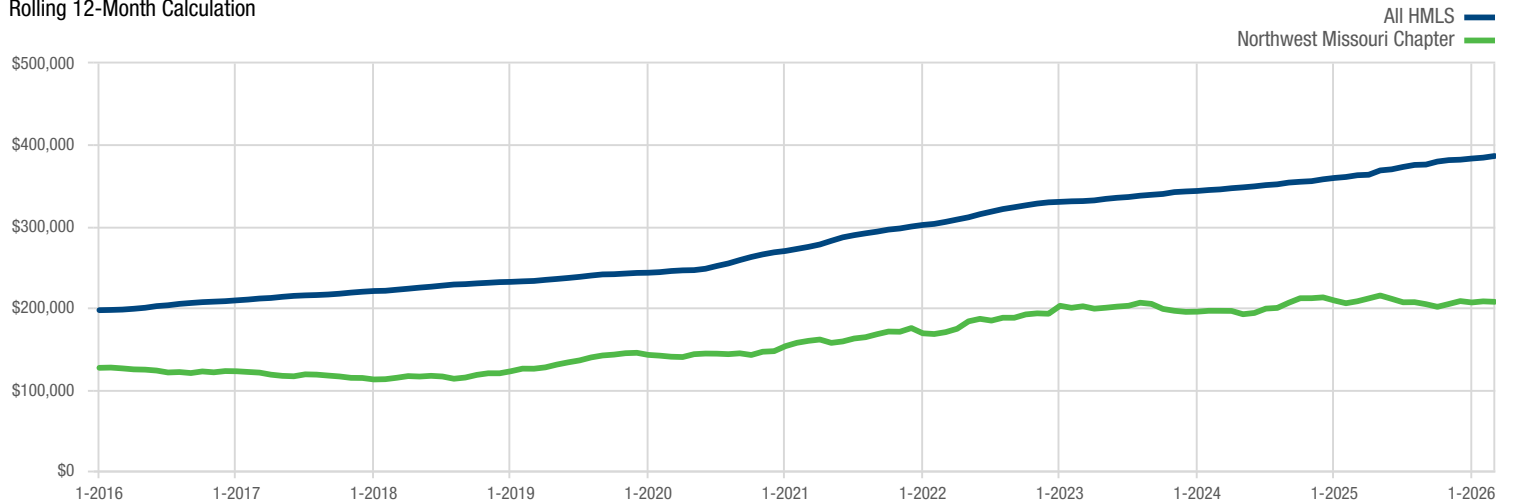


Average Sales Price



Average Sales Price

Rolling 12-Month Calculation



A rolling 12-month calculation represents the current month and the 11 months prior in a single data point. If no activity occurred during a month, the line extends to the next available data point.