

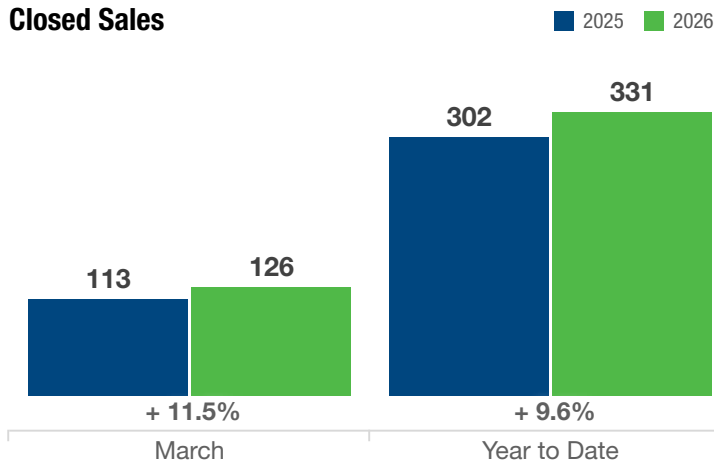
St. Joseph Chapter

Includes Andrew, Buchanan, Caldwell, Clinton, Daviess, DeKalb, Gentry, Harrison and Worth Counties

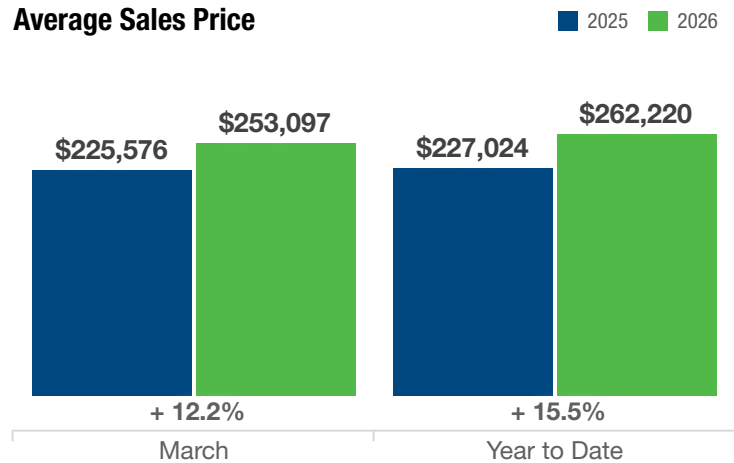
Key Metrics	March			Year to Date		
	2025	2026	% Change	Thru 3-2025	Thru 3-2026	% Change
Closed Sales	113	126	+ 11.5%	302	331	+ 9.6%
Average Sales Price*	\$225,576	\$253,097	+ 12.2%	\$227,024	\$262,220	+ 15.5%
Median Sales Price*	\$195,000	\$219,000	+ 12.3%	\$195,000	\$225,000	+ 15.4%
Days on Market Until Sale	49	77	+ 57.1%	50	68	+ 36.0%
Percentage of Original List Price Received	95.7%	93.4%	- 2.4%	94.7%	93.8%	- 1.0%
Pending Sales	146	138	- 5.5%	356	384	+ 7.9%
Inventory	307	393	+ 28.0%	—	—	—
Supply	2.2	2.7	+ 22.7%	—	—	—

* Does not account for sale concessions and/or downpayment assistance. | Percent changes are calculated using rounded figures and can sometimes look extreme due to small sample size.

Closed Sales

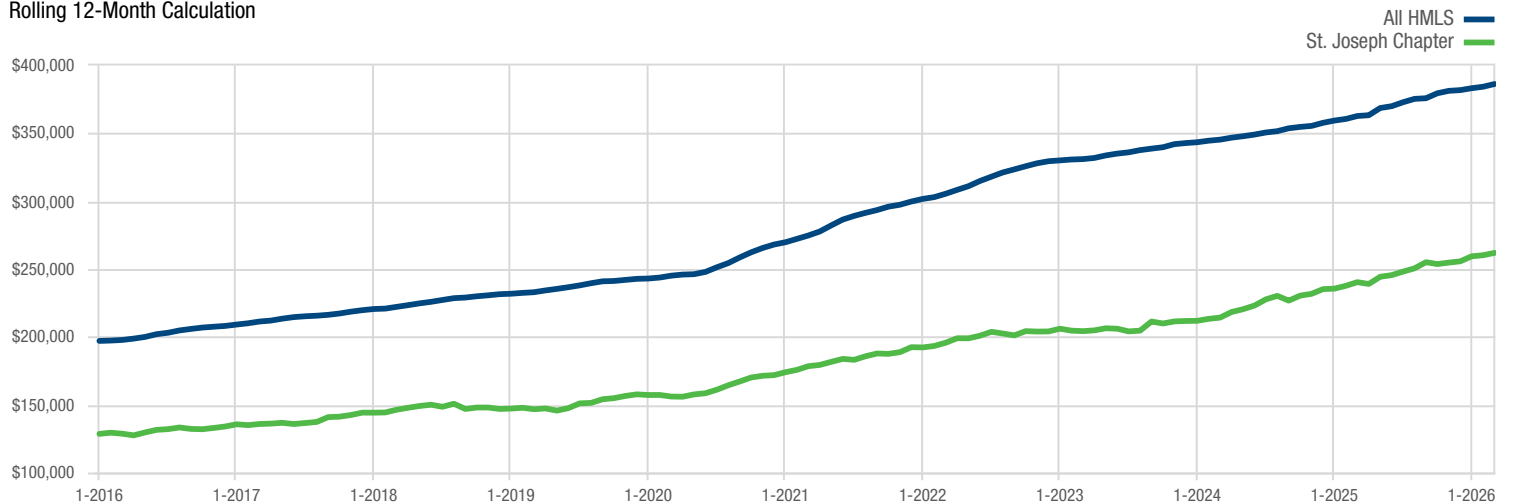


Average Sales Price



Average Sales Price

Rolling 12-Month Calculation



A rolling 12-month calculation represents the current month and the 11 months prior in a single data point. If no activity occurred during a month, the line extends to the next available data point.

Current as of April 7, 2026. Report provided by the Kansas City Regional Association of REALTORS®. All data from Heartland Multiple Listing Service. Report © 2026 ShowingTime Plus, LLC.